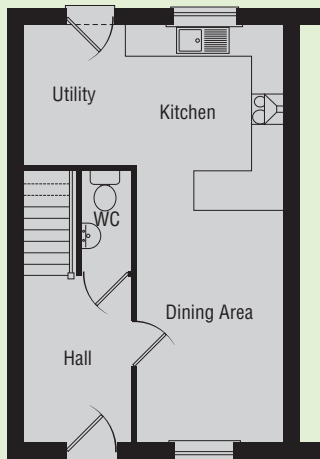
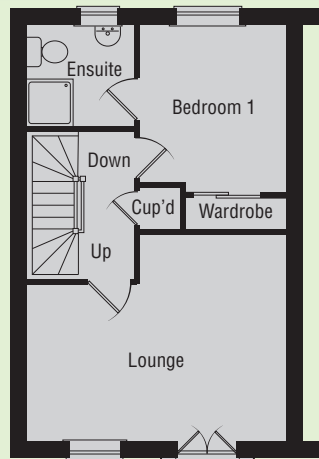


The Plumpton 3 storey, 3 Bedroom home



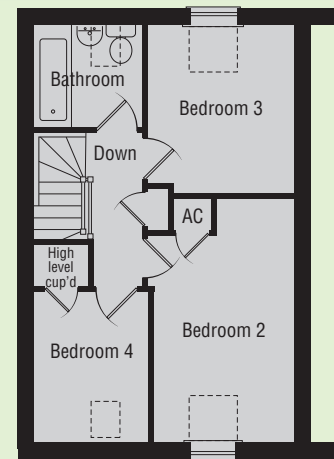
GROUND FLOOR

Dining Area	2.75m x 4.33m 9' 0" x 14' 2"
Kitchen	3.21m x 3.48m 10' 5" x 11' 4"
Utility	1.63m x 1.96m 5' 3" x 6' 4"



FIRST FLOOR

Lounge	4.87m* x 3.87m* 15' 9"* x 12' 7"*
Bedroom 1	2.78m x 3.14m 9' 1" x 10' 3" <small>(not including depth of wardrobes)</small>
En suite	1.95m x 1.88m 6' 3" x 6' 1"



SECOND FLOOR

Bedroom 2	2.61m* x 4.61m* 8' 6"* x 15' 1"*
Bedroom 3	2.78m x 3.10m 9' 1" x 10' 1"
Bedroom 4	2.12m x 2.81m 6' 9" x 9' 2"
Bathroom	1.95m x 1.88m 6' 3" x 6' 1"

Every care has been taken to ensure the accuracy of these floor plans and dimensions but the contents shall not form any part of any contract and the vendors reserve the right to alter specification and/or design without prior notice. Purchasers are advised to check individual plot details with the Sales Advisers.

*Maximum dimensions